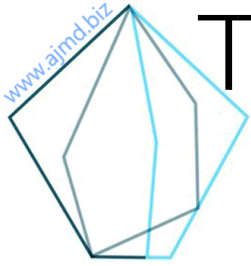



Jacques Fabian and




# The Academy of Jewellery Manufacture & Design

Brings You...



## **The Peter Keep Making Mounts & Settings Course**



Enrollment and Registration Course  
date May 15th - 17th 2020

# Tools Required:

In order to reduce the course costs, and as this is not a beginners course, we will not be providing a tool kit at this Workshop.

Students are required to bring relevant Jewellers hand tools:

- Gemstone Tweezers
- Ring Clamp
- Ring and Plate clamp
- Saw frame
- Blades 2/0 and 4/0
- Drills
- 1 x no.3 HSS spit-stick scorper (Oval/ Onglette)
- 1 x No.7 HSS flat
- 1 x 2.25mm HSS square
- Set of 12 beaders
- Packet of 0.5 and 0.6mm hart burrs
- Pliers - Chain nose parallel, round nose, flat nose
- Needle files - fine and Course
- Emery buffs with 1200 grit paper
- Optivisor headband type magnifier
- 10x gem loupe
- Bring a Micro motor hand piece unit if you have one

# General information:

Here are some general information details to help you prepare and to gain the most out of this Trade focused course.

**Location:** 41 Adelaide Road, Strathalbyn 5255  
(Road is sometimes know as Long Valley Road )

**Date and Time:** May 15th - 17th.  
9:30am - 4.00pm

**Accomodation:** Strath Motel  
4 North Parade,  
Strathalbyn SA 5255  
08 8536 3311 - Call direct to  
make a booking

Blackwell House  
20 Commercial road,  
Strathalbyn SA 5255  
0421 285 281 - Call direct to make  
a booking

**BYO Lunch or The Great Escape** 5/10 Dawson st, Strathalbyn phone orders to 08 8536 3535

# Topics to be Covered:



## DAY ONE

You will learn how to make a six claw Rex setting (organ Pipe) a tepee setting and a four claw basket setting (Materials Supplied)



## DAY TWO

This session will teach you how to make the emerald cut setting, a Marquise shape setting as well as the Pear shape setting (Materials supplied)



## DAY THREE

You will learn how to claw set a square shape, an Emerald cut setting a Marquise shape setting and a Pear shaped setting. (Settings and Stones supplied).

# Your Lecturers:



PETER KEEP - from Jewellery Training Solutions  
Master Jeweller Peter Keep delivers online trade training and refines the individual experience through workshops delivered from Master Silver & Goldsmiths Jacques Fabian's Academy of Jewellery Manufacture and Design. Together, Jacques and Peter's training delivery provides International Training Standards in Trade Skills development for the precious metals industry.



# Enrollment Form:

This form must be returned for your invoice to be generated and position is only confirmed on Invoice payment.

Full Name: \_\_\_\_\_

Address: \_\_\_\_\_

Postal Address (if different from above)

Email: \_\_\_\_\_

Phone number: \_\_\_\_\_

## Emergency Contact details:

Name: \_\_\_\_\_

Address: \_\_\_\_\_

Email: \_\_\_\_\_

Phone number: \_\_\_\_\_

## Please Answer the following questions to assist us in Tailoring your Program where possible:

1/ What is your setting experience so far

---

---

---

2/ What is your weakness

---

---

---

3/ What would you (realistically) like to achieve by the final day

---

---

---

4/ Any other information that may help me customize the course for you

---

---

---